



# RecipeNote

## Reference Manual

(for iPhone / iPod Touch)



**ENOS Co., Ltd.**

© 2008 ENOS Co., Ltd. Copyright all right reserved.



**A table of contents**

<b>Chapter 1</b>	<b>The summary of the RecipeNote</b>	<b>2</b>
<b>Chapter 2</b>	<b>The operation of the RecipeNote</b>	<b>3</b>
<b>2.1</b>	<b>Operation by the finger</b>	<b>3</b>
<b>2.2</b>	<b>Operation by the tool bar</b>	<b>8</b>
<b>2.3</b>	<b>An optional setting screen</b>	<b>13</b>



1

## Chapter 1 The summary of the RecipeNote

The RecipeNote are the recipe collections of dishes that can be turned over on the day.

The dish of every day is also safe in this. The date and the dish change if the photograph is turned over by the finger.

It changes into the display of the kitchen board if it cooks in the tap.

Beginning buy of the material and a little memo can be recorded by longhand.

The material, how to make, and the photograph (five pieces or less/recipe) can be recorded in the recipe of the dish.

The description of the calorie becomes a record of dieting and the dietary restriction because of possible, too.

Because the list screen can have a look at current recipe, what made before is easily searchable.

Because the screen can have a look at the recipe of the dish day in and day out during month by the calendar form, the menu schedule is also safe.

When the main body is laid, it is a kitchen timer (with alarm) with the food photography.

The alarm sound can be chosen according to the favorite from among hard/soft/piano.



2

## Chapter 2 The operation of the RecipeNote

### 2.1 Operation by the finger

All recipe is displayed by the list..

I return on a previous day when I do a flip of an image with a finger in the left

The title of Eshipi set on the day is displayed.

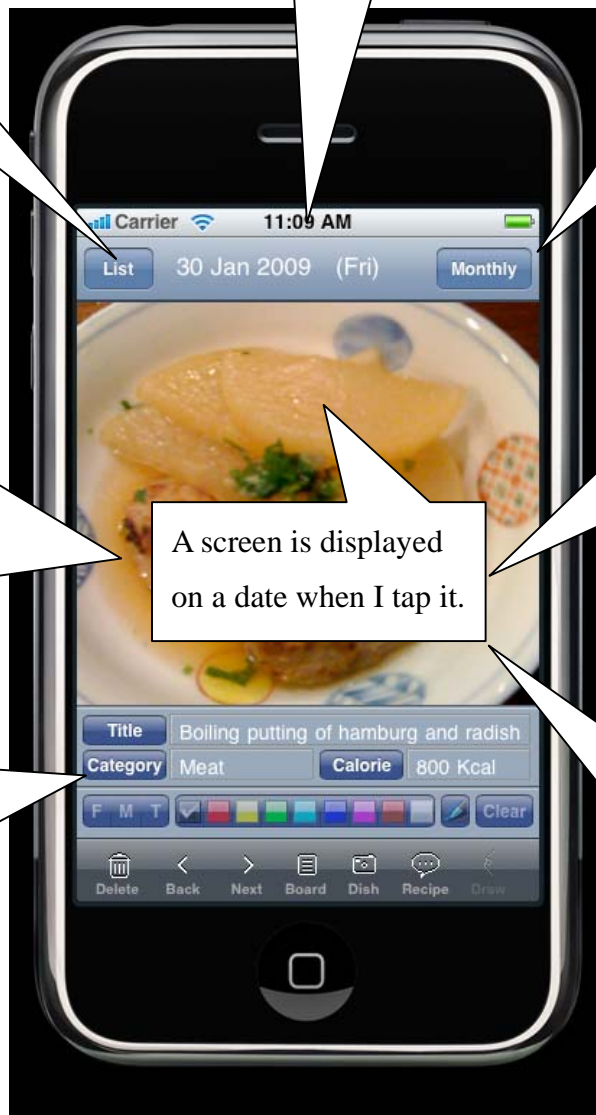
A date is displayed.

The recipe calendar is displayed during month.

I keep on the next day when I do a flip of an image

A screen is displayed on a date when I tap it.

The photograph of the recipe set on the day is displayed.





### Kitchen board screen



A hand-written memo of the kitchen board is displayed.

The thickness, the color, and the transparency of a hand-written pen are chosen.

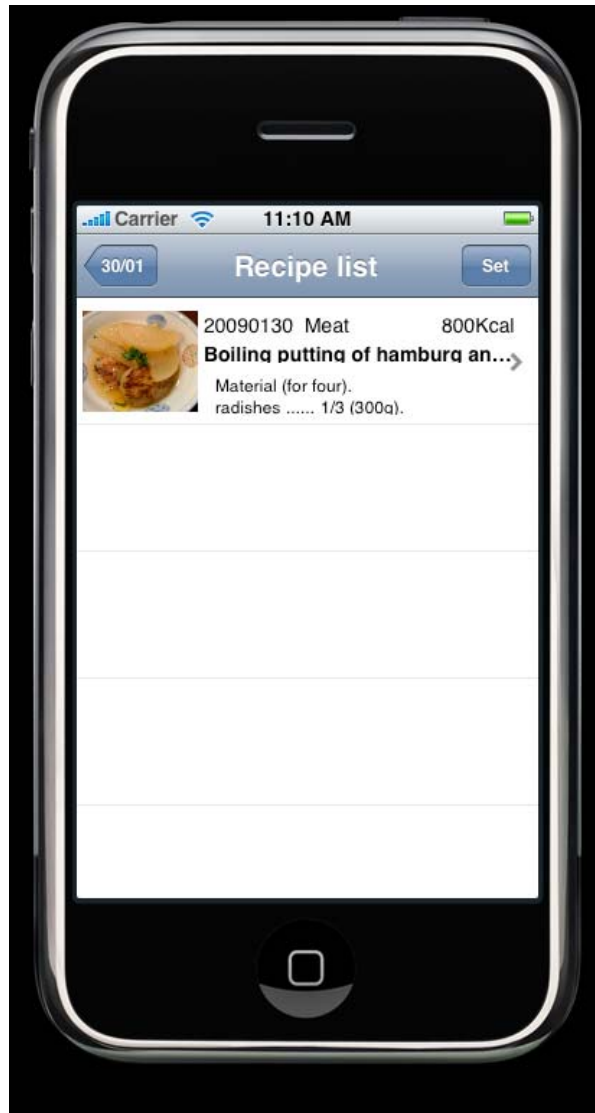
A hand-written memo is cleared

A hand-written memo is begun.



## Recipe list screen

All recipe is displayed by the list.



Display of set screen



**It is a recipe calendar screen during month.**

The recipe of the moon is displayed by the list.



Today's recipe is displayed.

The recipe on the day specified that the tap is done is displayed.



## Kitchen timer screen

When the main body is laid, it becomes a kitchen timer with recipe.





### 2. 2 Operation by the tool bar

- (1) A deletion icon            The photograph and the recipe set on the day are deleted. .
- (2) A day before icon        I return a calendar date on the day before.  
(I am the same as left flip operation)
- (3) A next day icon         I push forward a calendar date on the next day.  
(I am the same as right flip operation)
- (4) A board icon            The kitchen board screen is displayed.  
(I am the same as tap operation)
- (5) A dish icon             The recipe photograph setting screen is displayed.





(6) A recipe icon The recipe input screen is displayed.

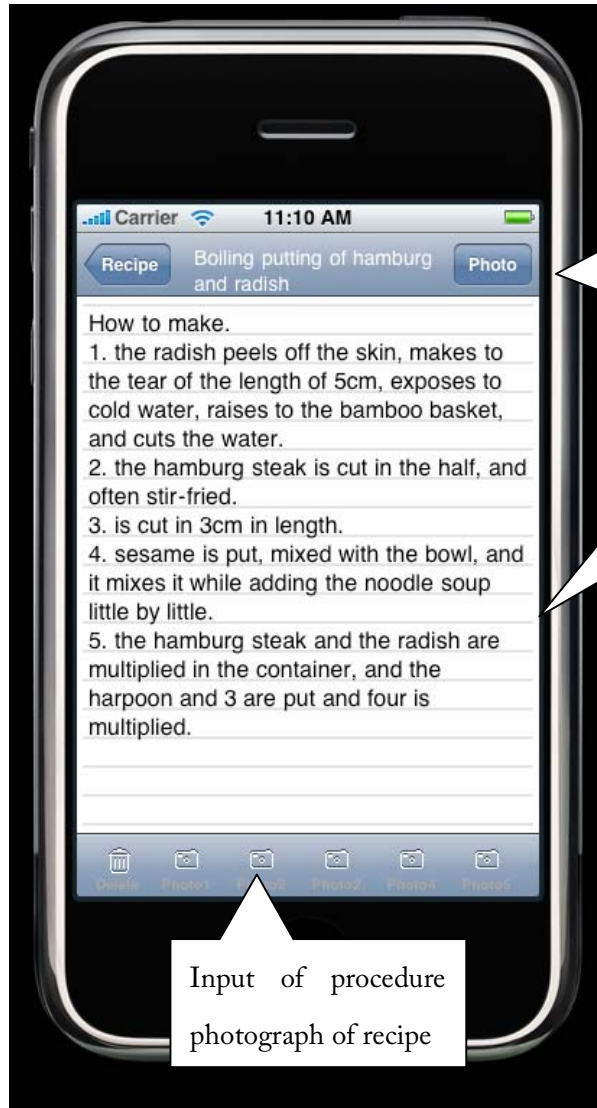
Input of title information on recipe

The calorie of recipe can be retrieved from the Web site.

The material and the knack etc. of recipe are input.



## How to make screen



Display of procedure photograph of recipe

The procedure of how to make recipe is input.

Input of procedure photograph of recipe



## Recipe procedure photograph screen

Five procedure photographs or less of recipe can be put.





## RecipeNote for iPhone / iPod Touch

(y) Hand-written icon

A hand-written memo is made the kitchen board.



The thickness of the pen is chosen.

The color of the pen is chosen.

Eega coming clear button



## 2.3 An optional setting screen

I can perform various optional setting of The RecipeNote

The screenshot shows the 'Options Setting' screen of the RecipeNote app. The screen displays several settings: Language (English(English)), USA's holiday is displayed (OFF), <Web site for calorie reference> (<Web site for calorie ref. input>), <Timer display> (System), Sounds (Hard, Soft, Piano), and Alarm Time (Nothing). Callouts point to these settings with the following descriptions:

- Setting of language
- Display setting of holiday name
- Setting of display font of time of clock
- Setting of display font of time of kitchen timer
- Setting at alarm time
- Setting of Web site for calorie reference