



Photo Calendar (Turn it over on the day) for iPhone / iPod Touch

---

# Photo Calendar

(Turn it over on the day)

## Reference Manual

(for iPhone / iPod Touch)



**ENOS Co., Ltd.**

© 2008 ENOS Co., Ltd. Copyright all right reserved.



**A table of contents**

<b>Chapter 1</b>	<b>The summary of the photo calendar</b>	<b>2</b>
<b>Chapter 2</b>	<b>The operation of the photo calendar</b>	<b>3</b>
<b>2.1</b>	<b>Operation by the finger</b>	<b>3</b>
<b>2.2</b>	<b>Operation by the tool bar</b>	<b>7</b>
<b>2.3</b>	<b>An optional setting screen</b>	<b>9</b>



**1**

## **Chapter 1 The summary of the photo calendar**

The photo calendar (Turn it over on the day) is a calendar of the photograph collection that can be turned over on the day.

Please enjoy the scenery photograph of healing. The date and the photograph change if

the photograph is turned over by the finger.

It changes into the date calendar (The holiday name is greatly displayed by date and six) on the day if the photograph is done in the tap.

Because the displayed photograph can be taken from the camera roll and the photographic library,

a favorite photograph can be displayed.

Because an easy memo is put every date, it is possible to use it as an event, filling in the memo, and a diary.

When the calendar is displayed during month, the event of the moon can be confirmed by the list.

When the main body is laid, it is a digital clock (with alarm function).

The alarm sound can be chosen according to the favorite from among hard/soft/piano.



2

## Chapter 2 The operation of the photo calendar

### 2.1 Operation by the finger

Today's day is displayed.

A date is displayed.

The calendar is displayed during month.

I return on a previous day when I do a flip of an image with a finger in the left

I keep on the next day when I do a flip of an image

A screen is displayed on a date when I tap it.

A memo set on the day is displayed.

A photograph set on the day is displayed.





## Photo Calendar (Turn it over on the day) for iPhone / iPod Touch

### A date screen



A date is displayed

A day is displayed greatly.



## Photo Calendar (Turn it over on the day) for iPhone / iPod Touch

**It is a calendar screen during month.**

The event of the moon is displayed by the list.



Display of set screen

The day specified that the tap is done is displayed.



**Photo Calendar (Turn it over on the day) for iPhone / iPod Touch**

---

Clock screen

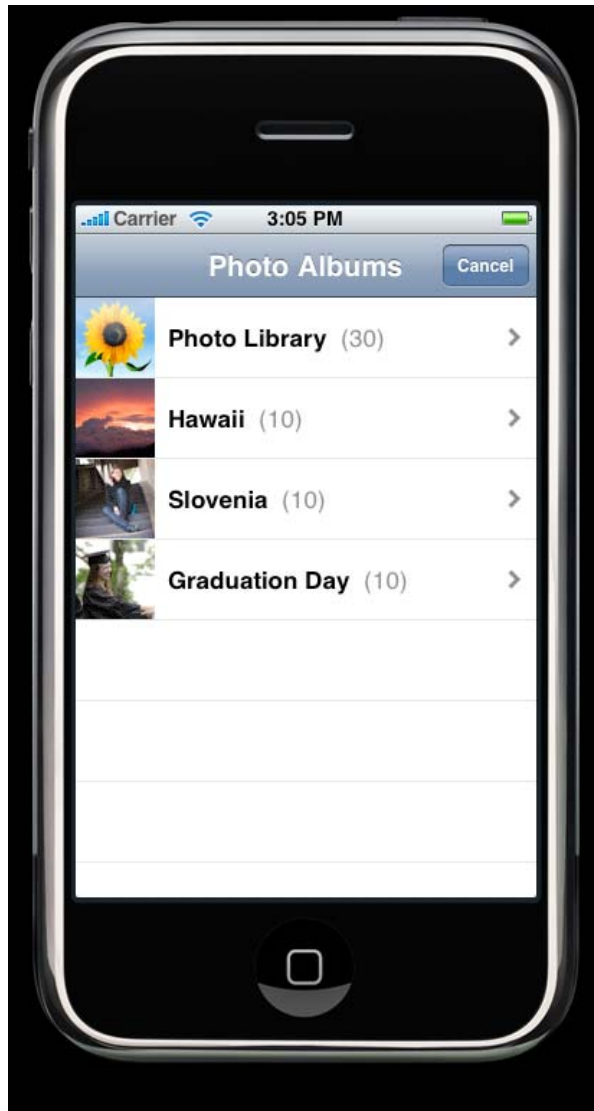
When the main body is laid, it becomes a digital clock.





## 2. 2 Operation by the tool bar

- |                       |  |
|-----------------------|--|
| (1) A deletion icon   | I remove a photograph set on the day and a memo.   |
| (2) A day before icon | I return a calendar date on the day before.<br>(I am the same as left flip operation)      |
| (3) A next day icon   | I push forward a calendar date on the next day.<br>(I am the same as right flip operation) |
| (4) A date icon       | I display a screen on a date.<br>(I am the same as tap operation)                          |
| (5) A photograph icon | I display a photograph setting screen.   |





## Photo Calendar (Turn it over on the day) for iPhone / iPod Touch

(6) A memo icon

I display a memo input screen.

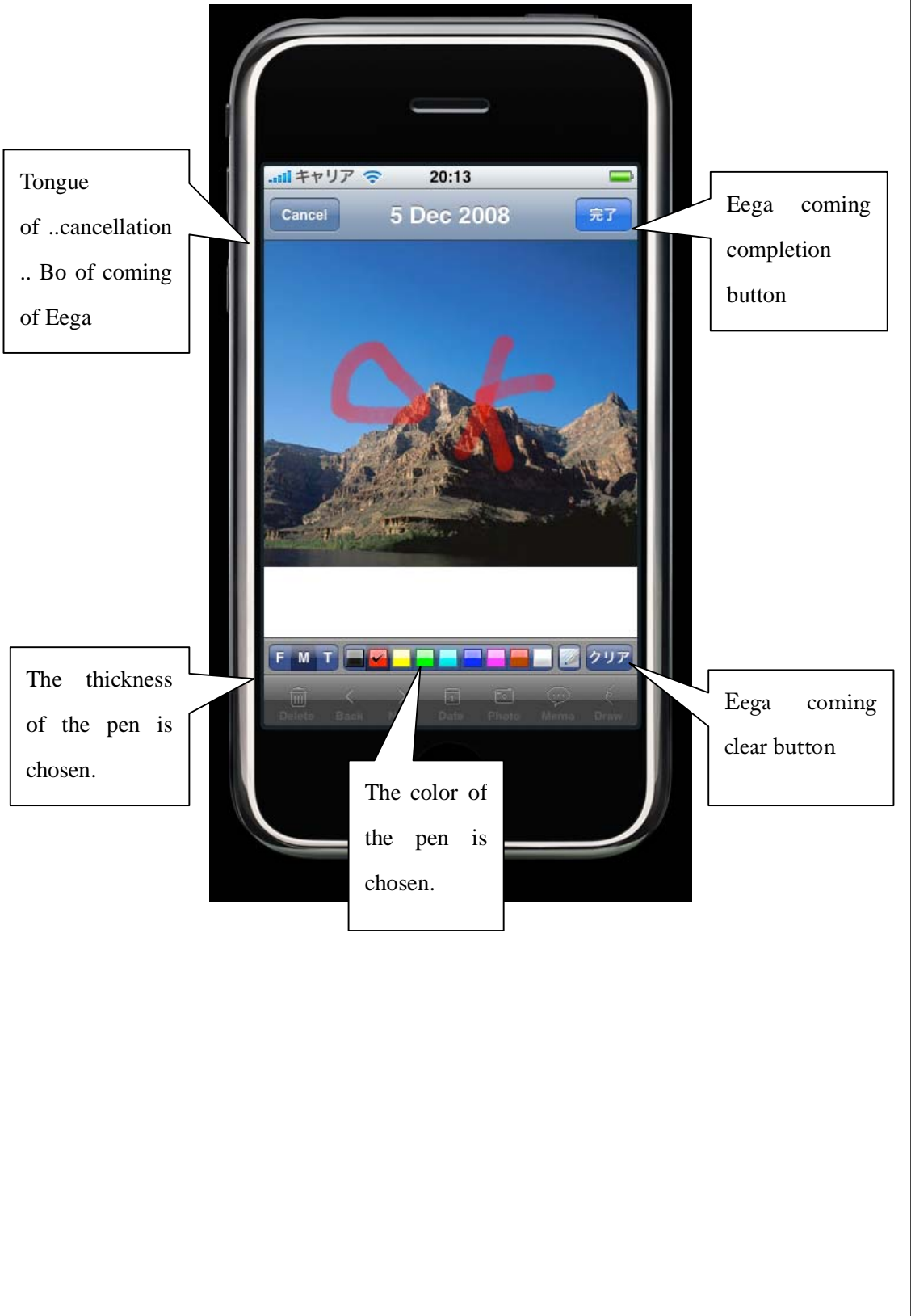




## Photo Calendar (Turn it over on the day) for iPhone / iPod Touch

(y) Hand-written icon

Eega can live freely in the photograph.





## 2.3 An optional setting screen

I can perform various optional setting of The photo calendar (Turn it over on the day)



Setting of display font of time of clock

Setting of alarm sound

Setting at alarm time

Setting of language

The setting of the indication period of the photograph

Setting of display form at time



Photo Calendar (Turn it over on the day) for iPhone / iPod Touch

---

# Photo Calendar

(Turn it over on the day)

## Reference Manual

(for iPhone / iPod Touch)



**ENOS Co., Ltd.**

© 2008 ENOS Co., Ltd. Copyright all right reserved.



**A table of contents**

<b>Chapter 1</b>	<b>The summary of the photo calendar</b>	<b>2</b>
<b>Chapter 2</b>	<b>The operation of the photo calendar</b>	<b>3</b>
<b>2.1</b>	<b>Operation by the finger</b>	<b>3</b>
<b>2.2</b>	<b>Operation by the tool bar</b>	<b>7</b>
<b>2.3</b>	<b>An optional setting screen</b>	<b>9</b>



**1**

## **Chapter 1 The summary of the photo calendar**

The photo calendar (Turn it over on the day) is a calendar of the photograph collection that can be turned over on the day.

Please enjoy the scenery photograph of healing. The date and the photograph change if

the photograph is turned over by the finger.

It changes into the date calendar (The holiday name is greatly displayed by date and six) on the day if the photograph is done in the tap.

Because the displayed photograph can be taken from the camera roll and the photographic library,

a favorite photograph can be displayed.

Because an easy memo is put every date, it is possible to use it as an event, filling in the memo, and a diary.

When the calendar is displayed during month, the event of the moon can be confirmed by the list.

When the main body is laid, it is a digital clock (with alarm function).

The alarm sound can be chosen according to the favorite from among hard/soft/piano.



2

## Chapter 2 The operation of the photo calendar

### 2.1 Operation by the finger

Today's day is displayed.

A date is displayed.

The calendar is displayed during month.

I return on a previous day when I do a flip of an image with a finger in the left

I keep on the next day when I do a flip of an image

A screen is displayed on a date when I tap it.

A memo set on the day is displayed.

A photograph set on the day is displayed.





## Photo Calendar (Turn it over on the day) for iPhone / iPod Touch

### A date screen



A date is displayed

A day is displayed greatly.



## Photo Calendar (Turn it over on the day) for iPhone / iPod Touch

**It is a calendar screen during month.**

The event of the moon is displayed by the list.



Display of set screen

The day specified that the tap is done is displayed.



**Photo Calendar (Turn it over on the day) for iPhone / iPod Touch**

---

Clock screen

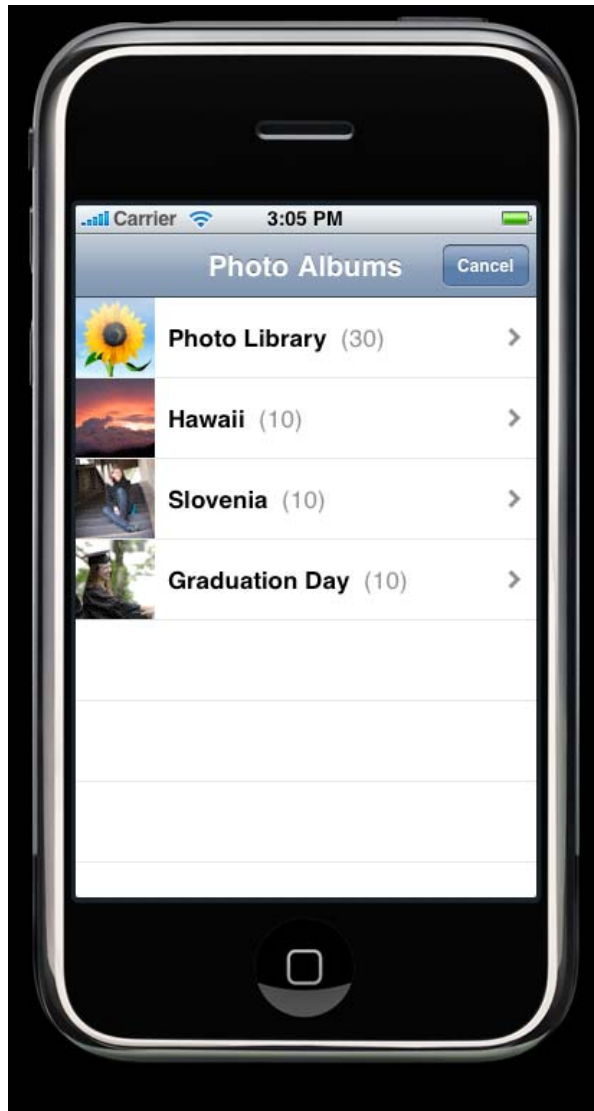
When the main body is laid, it becomes a digital clock.





## 2. 2 Operation by the tool bar

- |                       |  |
|-----------------------|--|
| (1) A deletion icon   | I remove a photograph set on the day and a memo.   |
| (2) A day before icon | I return a calendar date on the day before.<br>(I am the same as left flip operation)      |
| (3) A next day icon   | I push forward a calendar date on the next day.<br>(I am the same as right flip operation) |
| (4) A date icon       | I display a screen on a date.<br>(I am the same as tap operation)                          |
| (5) A photograph icon | I display a photograph setting screen.   |





## Photo Calendar (Turn it over on the day) for iPhone / iPod Touch

---

(6) A memo icon

I display a memo input screen.

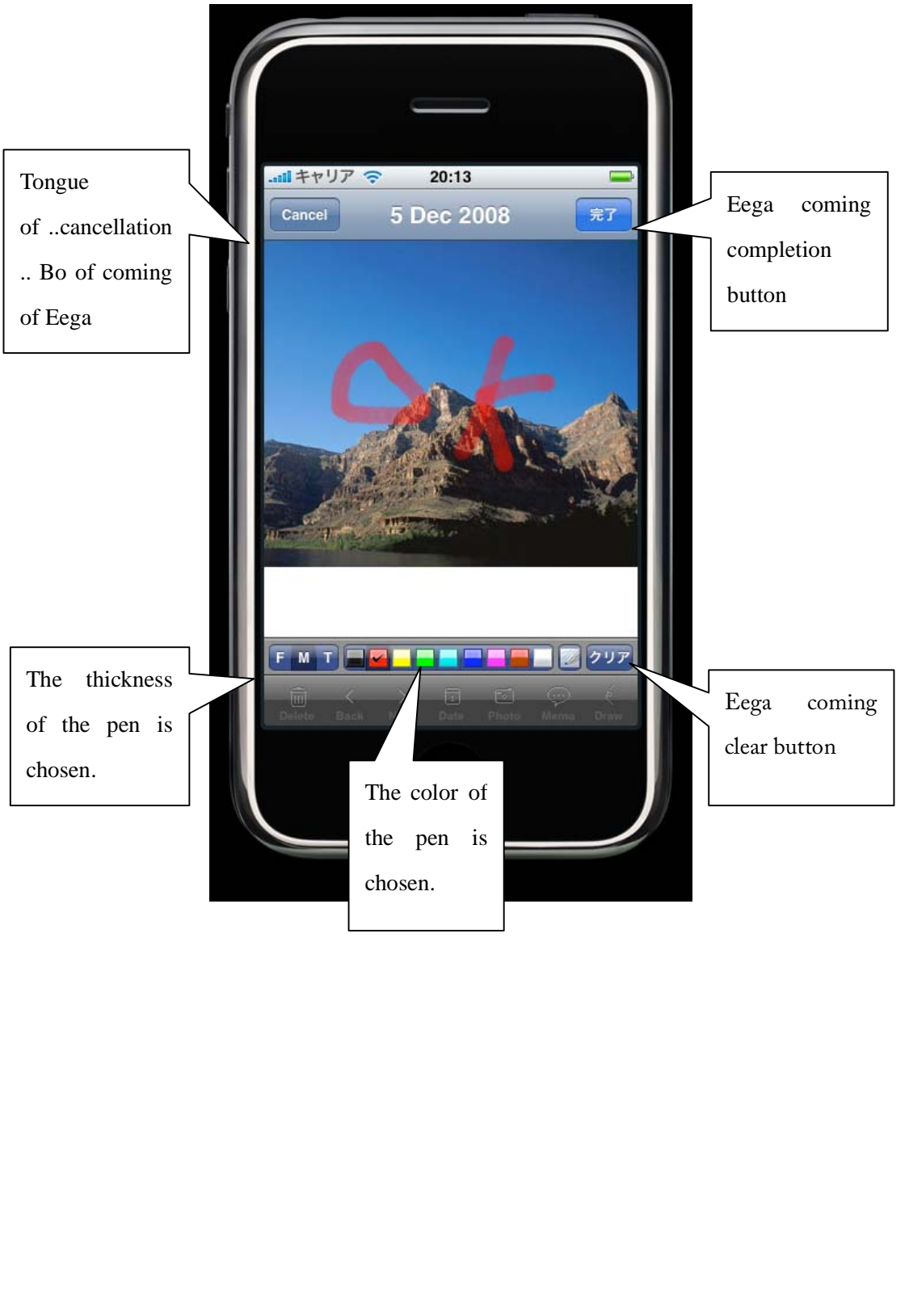




## Photo Calendar (Turn it over on the day) for iPhone / iPod Touch

(y) Hand-written icon

Eega can live freely in the photograph.





## 2.3 An optional setting screen

I can perform various optional setting of The photo calendar (Turn it over on the day)

Setting of language

Setting of display font of time of clock

Setting of alarm sound

Setting at alarm time

Setting of the indication period of the photograph

Setting of display form at time