



# Ukiyoe-Kalender (Hokusai Katsushika)

## Reference Manual (for iPhone / iPod Touch)



**ENOS Co., Ltd.**



**A table of contents**

<b>Chapter 1</b>	<b>The summary of the ukiyoecalendar</b>	<b>2</b>
<b>Chapter 2</b>	<b>The operation of the ukiyoecalendar</b>	<b>3</b>
<b>2.1</b>	<b>Operation by the finger</b>	<b>3</b>
<b>2.2</b>	<b>Operation by the tool bar</b>	<b>7</b>
<b>2.3</b>	<b>An optional setting screen</b>	<b>9</b>



**1**

## **Chapter 1 The summary of the calendarcalendar**

The ukiyoe calendar (Hokusai Katsushika) is a calendar of the ukiyoe collection that can be turned over on the day.

Please enjoy "THE 36 VIEWS OF MT.FUJI (46 works)" of Katsushika Hokusai. The date and the ukiyoe change if the ukiyoe is turned over by the finger.

It changes into the date calendar (The holiday name is greatly displayed by date) on the day if the ukiyoe is done in the tap.

It is possible to display it by taking the photograph from the camera roll and the photographic library.

Because an easy memo is put every date, it is possible to use it as an event, filling in the memo, and a diary.

When the calendar is displayed during month, the event of the moon can be confirmed by the list.

Moreover, when the main body is laid, it is a digital clock (with alarm function).

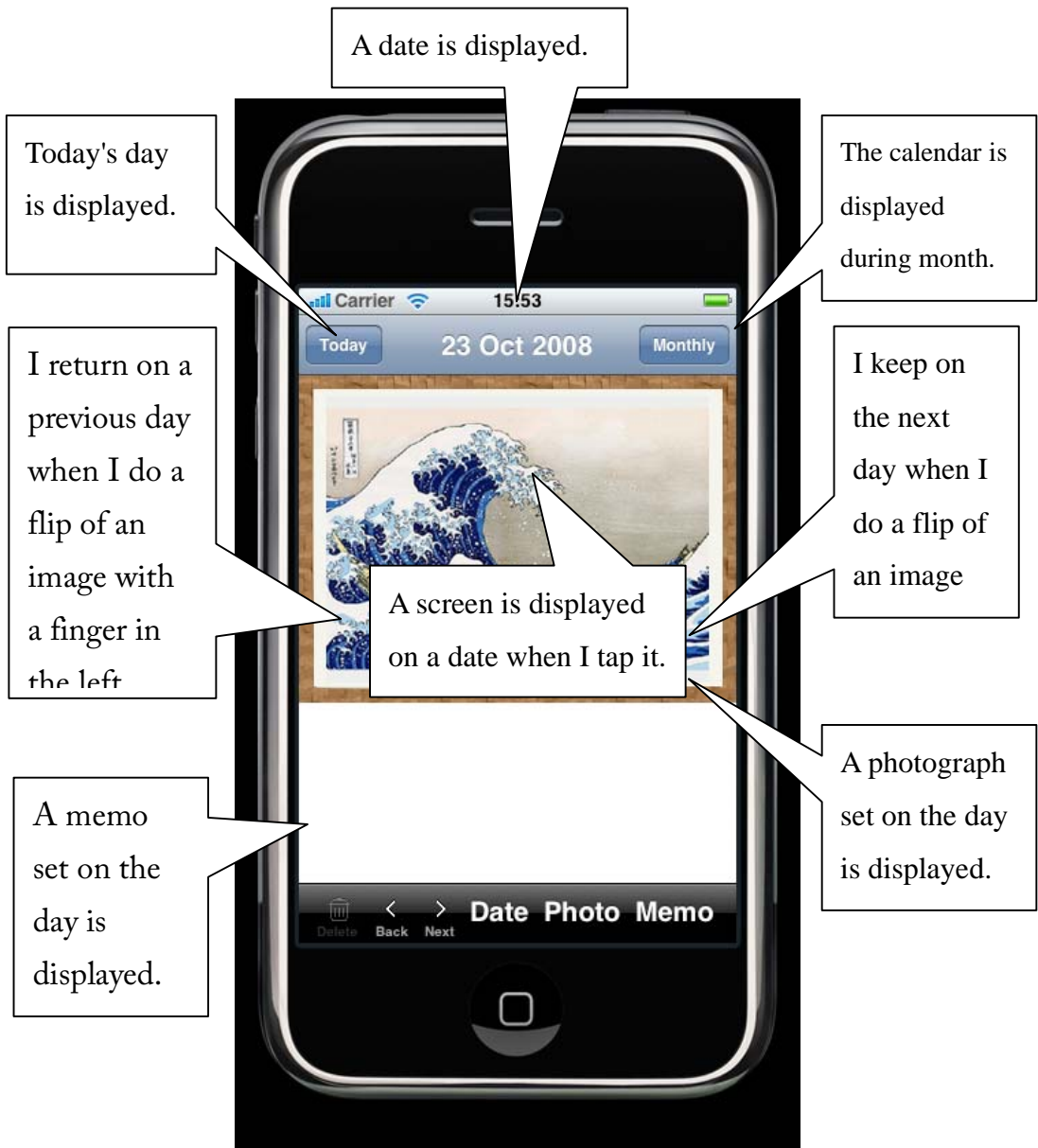
The alarm sound can be chosen according to the favorite from among hard/soft/piano.



2

## Chapter 2 The operation of the ukiyoe calendar

### 2.1 Operation by the finger





### A date screen



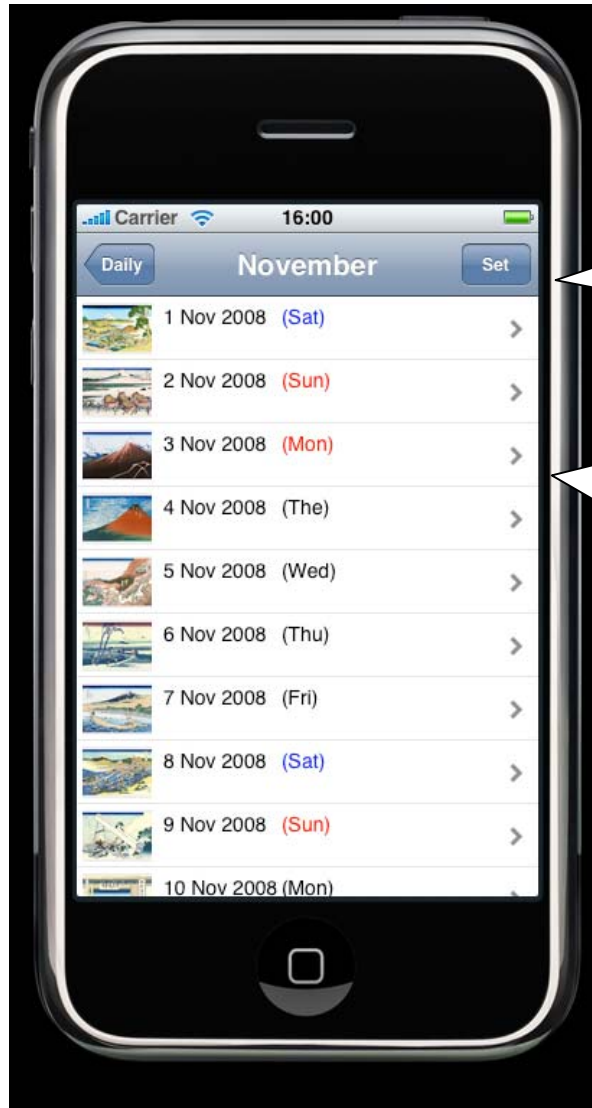
A date is displayed

A day is displayed greatly.



## It is a calendar screen during month.

The event of the moon is displayed by the list.



Display of set screen

The day specified that the tap is done is displayed.



## Ukiyoe-Kalender (Hokusai Katsushika) for iPhone / iPod Touch

---

Clock screen

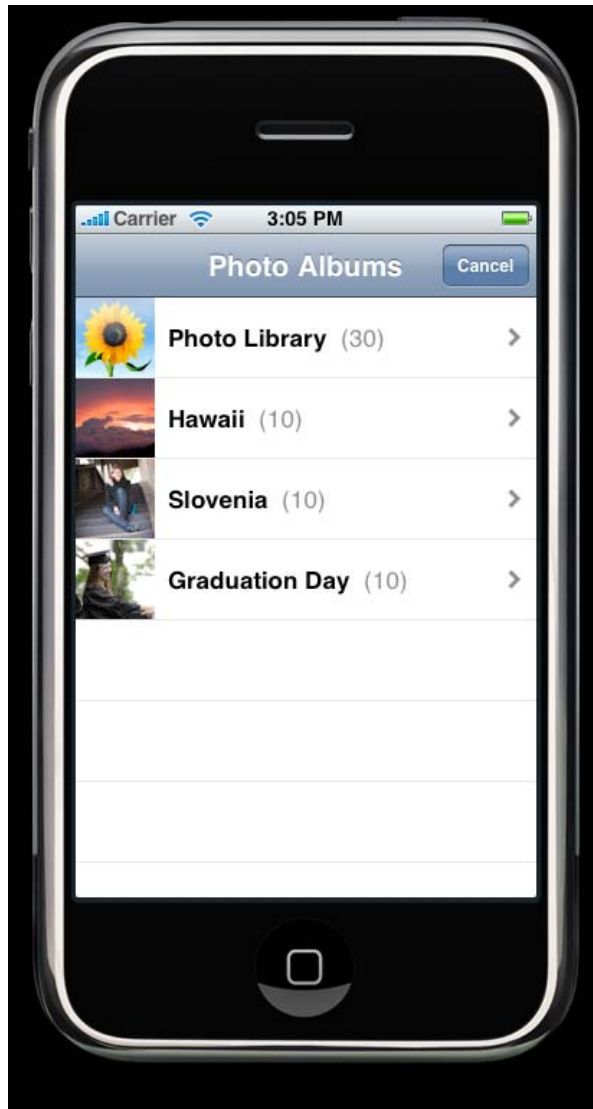
When the main body is laid, it becomes a digital clock.





## 2. 2 Operation by the tool bar

- |                       |  |
|-----------------------|--|
| (1) A deletion icon   | I remove a photograph set on the day and a memo.   |
| (2) A day before icon | I return a calendar date on the day before.<br>(I am the same as left flip operation)      |
| (3) A next day icon   | I push forward a calendar date on the next day.<br>(I am the same as right flip operation) |
| (4) A date icon       | I display a screen on a date.<br>(I am the same as tap operation)                          |
| (5) A photograph icon | I display a photograph setting screen.   |





## Ukiyoe-Kalender (Hokusai Katsushika) for iPhone / iPod Touch

(6) A memo icon

I display a memo input screen.





## 2.3 An optional setting screen

I can perform various optional setting of The photo calendar (Turn it over on the day)

The setting of the indication form of the tool bar

Setting of language

Setting of display font of time of clock

The setting of the indication period of the photograph

Setting of alarm sound

Setting at alarm time

Setting of display form at time

**Options Setting**

Carrier 5:42 PM

Back English(English) IOS

Language English(English)

Toolbar Only Text Text and Icon

\*A set content is effective from the next start.

<Calendar display>

Photo display cycle Nothing Monthly

<Clock display>

24Hours 12Hours

Font System

<Alarm setting>

Sounds Hard Soft Piano

Time Nothing

OK